

Navigate the FUBiS Website


How to find the best FUBiS course for you



A STEP-BY-STEP GUIDE


1. SET YOUR PREFERRED LANGUAGE

Visit www.fubis.org. Our website is available in English or German. Select your preferred language on the top right of the page.



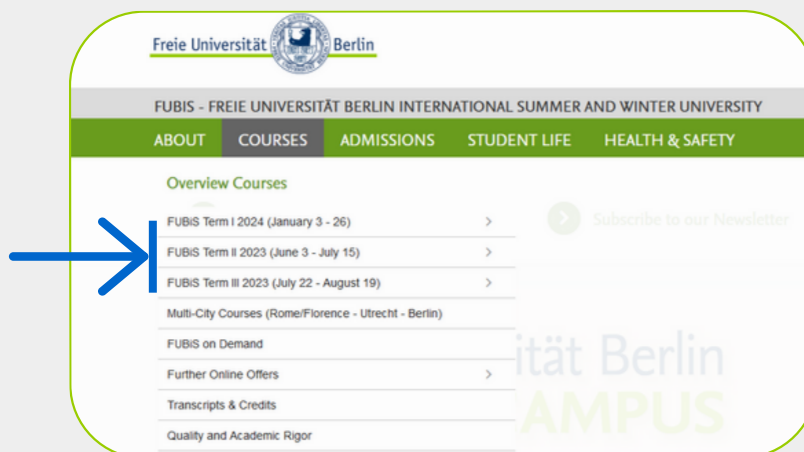
2. ACCESS THE COURSES' OVERVIEW

Select "COURSES" on the upper left side of the website to access the course overview.



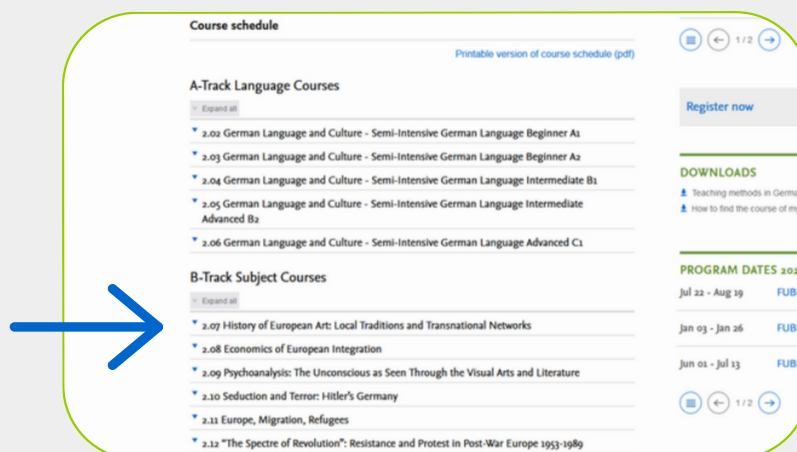
3. SELECT THE TERM

FUBiS takes place 3 times a year: Term I (3 weeks in winter), Term II (6 weeks in summer) and Term III (4 weeks in summer). Select the term that suits you best as indicated below.



4. VIEW THE COURSE SCHEDULE & DESCRIPTION

The course schedule should now be displayed, click on the name of the course to access the course's description (e.g.: "2.07 History of European Art").



5. VIEW THE COURSE SYLLABUS

The description includes the course's content, the entry requirements, information about grading and tuition fees. For more information, including a detailed schedule of the course, press "Download Syllabus" at the bottom of the course description (e.g.: "2.07 History of European Art").

